



Creative Thinking
A/615/2257

Assessment Workbook

Copyright © 2016 SFEDI Enterprises Ltd

All rights reserved. This book or any portion thereof may not be reproduced or used in any manner whatsoever without the express written permission of the publisher (address below).

Approved SFEDI Awards centres and learners undertaking a SFEDI Awards qualification may photocopy this document free of charge and/or include a PDF version on its intranet where it is only done so for the purposes of the approved delivery of this qualification.

SFEDI Enterprises Ltd t/a SFEDI Awards
53 Coniscliffe Road
Darlington
County Durham
DL3 7EH
www.sfedigroup.com

Every effort has been made to ensure that the information contained in this publication is true and accurate at the time of publication. However, SFEDI Enterprises t/a SFEDI Awards strives to continually develop and improve our qualifications and, as such, there may be occasions where changes are required. SFEDI Enterprises t/a SFEDI Awards does not accept liability for any loss or damage arising from the use of the information contained within this publication.

Introduction

This workbook has been developed so that you are able to collect and present evidence that demonstrates your knowledge and skills in relation to creative thinking.

There are different sections that make up this workbook in order to make sure you are able to complete all of the tasks necessary but you will be provided with support as you move along by your Assessor.

Further learning materials and support is available through your studying membership of the Institute of Enterprise and Entrepreneurs. If you haven't yet received your login please speak to your Assessor who will be happy to sort this out for you.

This unit contains two learning outcomes and will support you to be able to:

- Understand why creative thinking might be or might not be appropriate in different contexts
- Understand how to use tools to come up with a creative idea

The evidence within this workbook will be assessed by,

Assessor Name:

and will be quality assured by,

Internal Quality Assurer Name:

Your Assessor will support you to plan how best to demonstrate your knowledge and skills which may be through the completion of the activities within this workbook or may include additional tasks best suited to you.

If any additional tasks are to be completed these will be listed in the table below with target dates for which you should try your best to complete each task listed.

Task	Target Date	Re-planned Target Date
Completion of the activities included within this workbook		

By signing below you agree to completing the work as detailed above and working with your Assessor to achieve this by the deadlines indicated.

Learner Name:

Signature:

Date:

Assessor Name:

Signature:

Date:

Activities

Activity 1

Using the box below, provide a definition for the term 'creative thinking' that would help another person to understand what it means

Creative thinking means

Activity 2

Using the table below, provide an example of when creative thinking has been both positive and negative

Positive	Negative
<p data-bbox="97 1460 793 1503">Example of creative thinking:</p> <p data-bbox="97 1704 793 1747">Positive effect it had:</p>	<p data-bbox="798 1460 1490 1503">Example of creative thinking:</p> <p data-bbox="798 1704 1490 1747">Negative effect it had:</p>

Activity 3

Using the boxes below, identify at least 3 different ways that creative thinking can be encouraged in order to come up with new ideas

Method 1:

Method 2:

Method 3:

Method 4:

Activity 4

Now you understand how creative thinking can be encouraged, use one of the methods you identified to come up with your own creative idea to overcome a challenge you are facing in either your personal, family or work life.

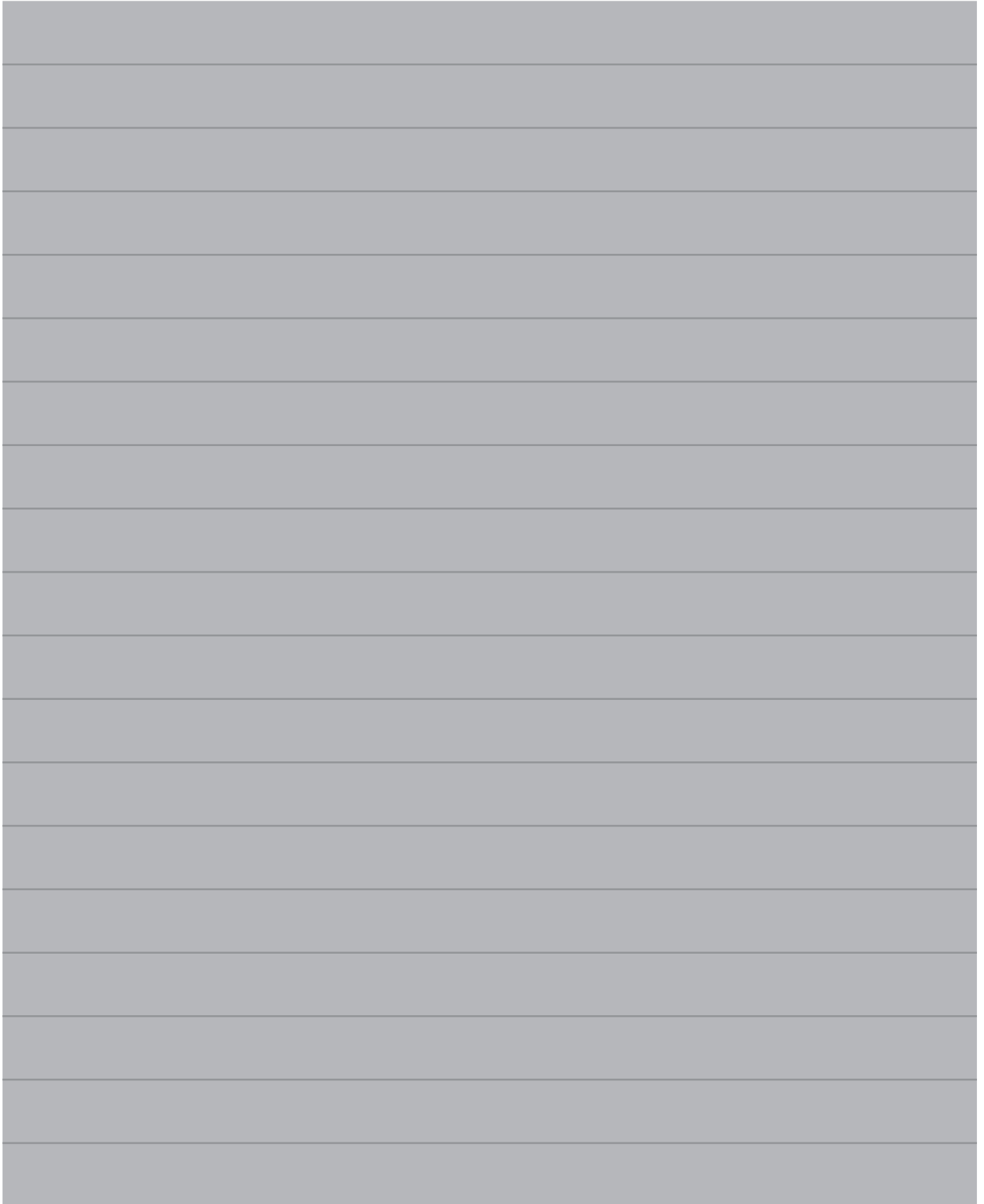
Use the boxes below to describe the challenge you faced, the solution you designed and how you went about putting that solution into practice.

Don't forget to be creative, you can use written, photography, videos, etc. as ways of presenting your evidence.

What is the challenge you faced?

Which of the four methods of encouraging creative thinking did you select to use and why?

What did you learn about yourself as a result of overcoming the challenge? Did you develop your abilities, behaviours, knowledge or skills? Would you have done anything differently?



Activity Mapping

Now you have completed the activities to demonstrate your knowledge and skills it is time for your Assessor to map your work against the standards listed below.

By doing this they will be making sure that the work you have provided by completing the activities meets the requirements for you to gain your certificate.

Your Assessor will provide you with feedback on how you have done and whether any more work may be required.

Assessment Criterion - The learner can:	Activity Number or Reference Number of Additional Activities:	Assessor Signed Off (✓/X):
Identify what is meant by creative thinking	1	
Give an example of how creative thinking can be positive	2	
Give an example of when creative thinking might be inappropriate	2	
List 3 different ways to encourage creative thinking and come up with an idea	3	
Use one of these ways to come up with a creative idea to overcome a challenge	4	

Authenticity Declarations

Learner Declaration

By signing this declaration you agree that the evidence provided within this workbook has been produced by you and meets the requirements of being authentic, sufficient, valid and current to the standards required.

Learner Signature:

Date:

Assessor Declaration

By signing this declaration you agree that you have assessed all of the evidence produced within this workbook and have ensured that the work is that of the learner. You are also declaring that during the learning process you have ensured that the evidence is authentic, sufficient, valid and current to the standards required.

Assessor Signature:

Date:

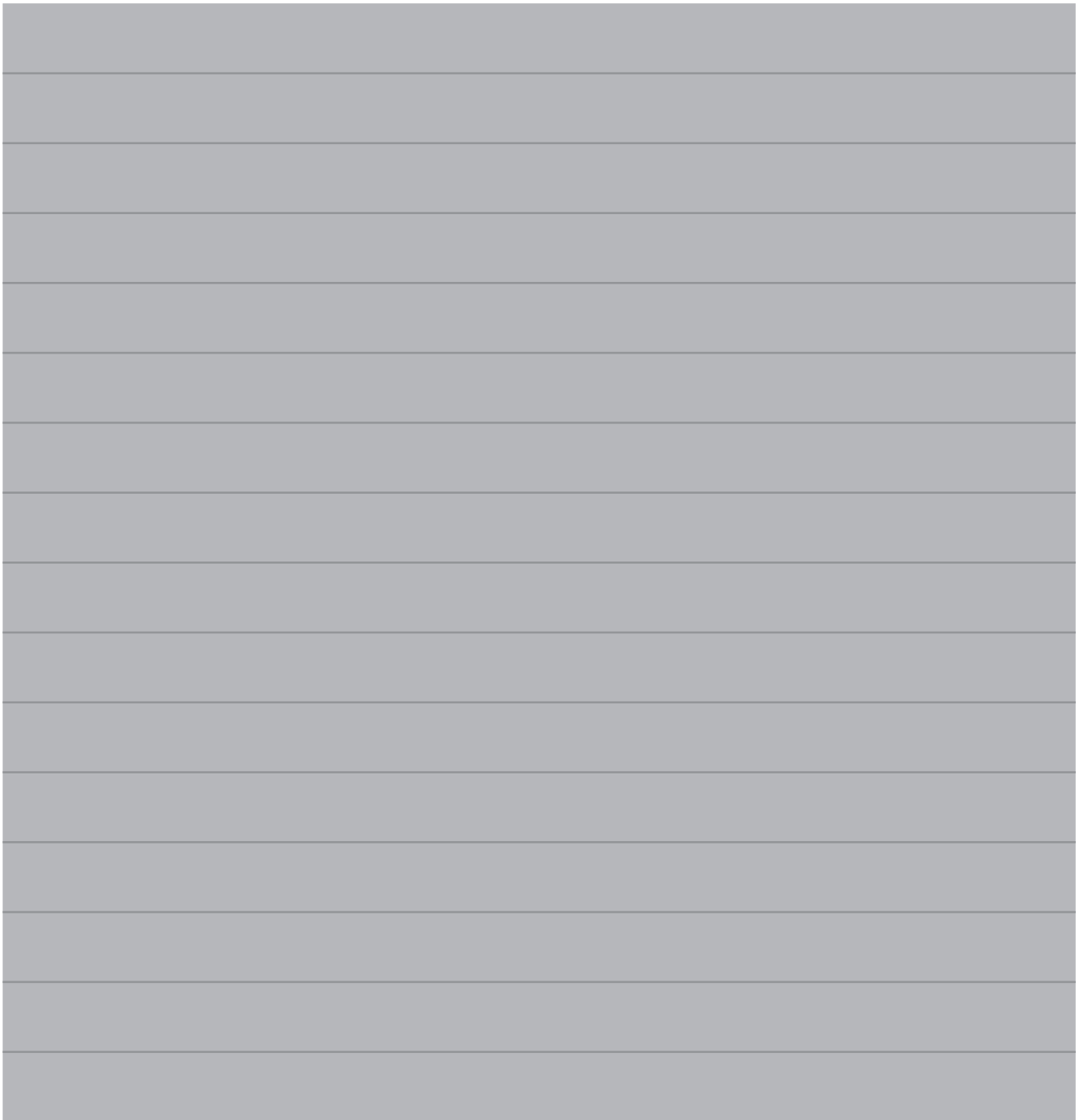
IQA Signature (if applicable):

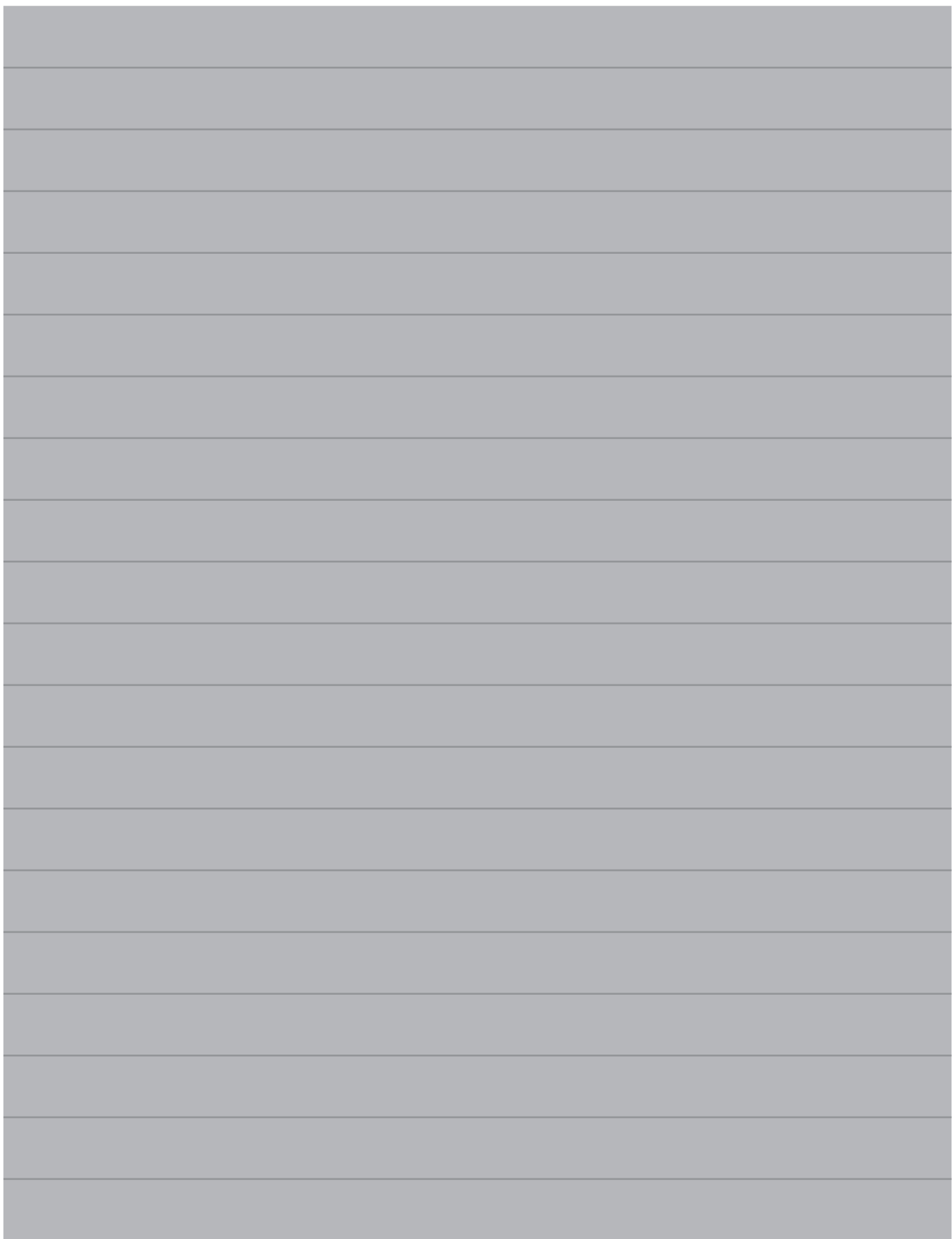
Date:

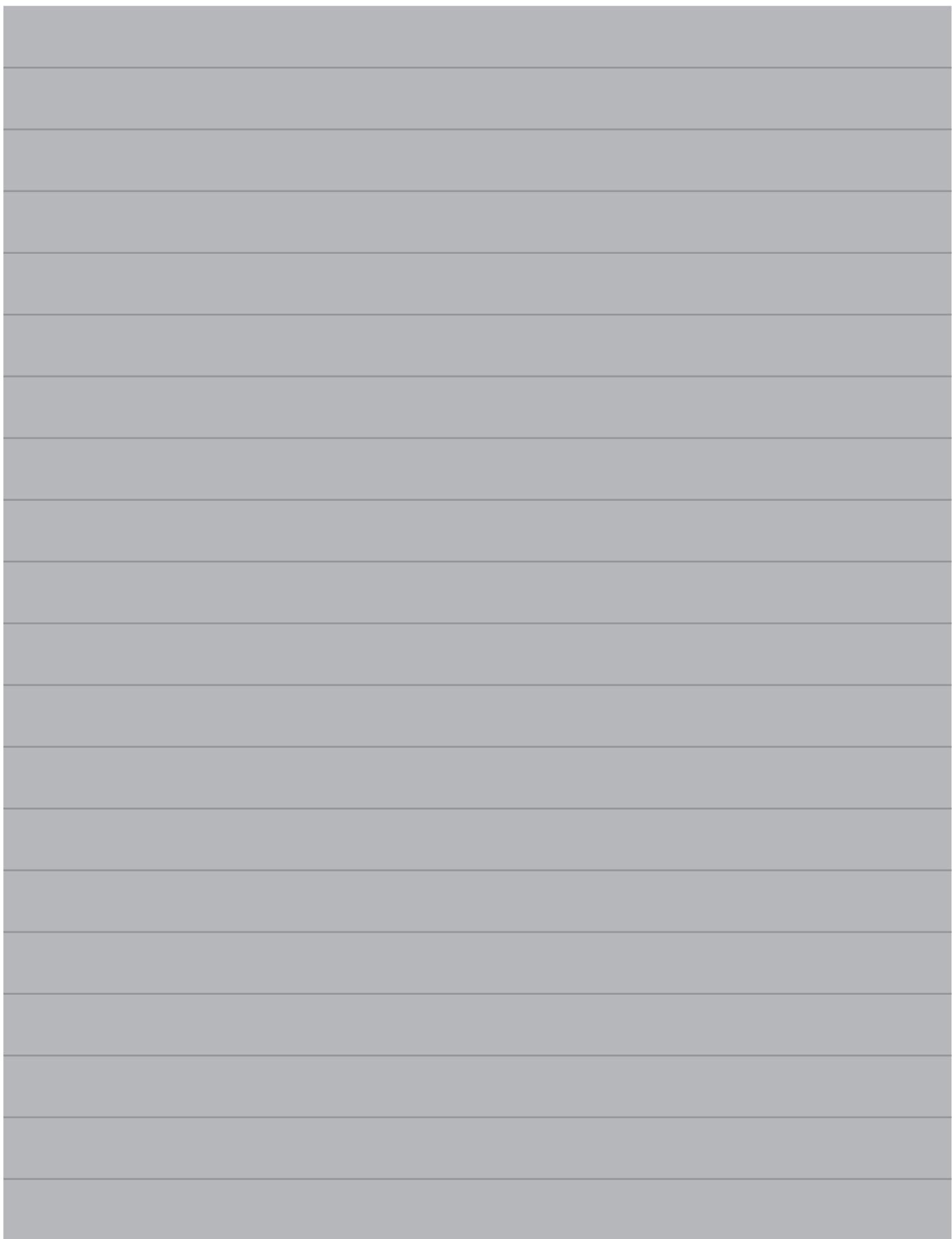
Additional Evidence Forms

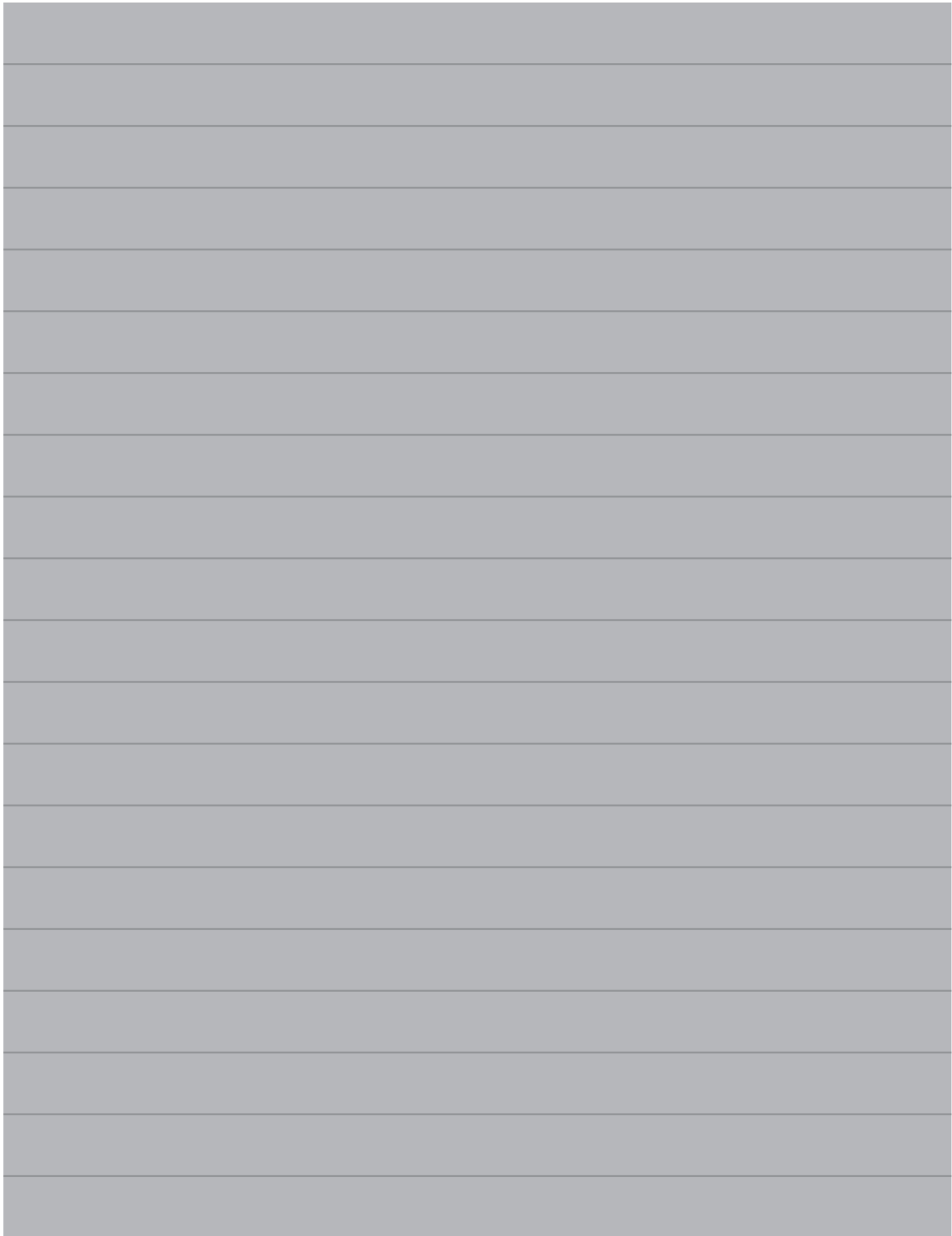
Use these additional forms in order to record additional evidence for the activities within this workbook where additional space is required.

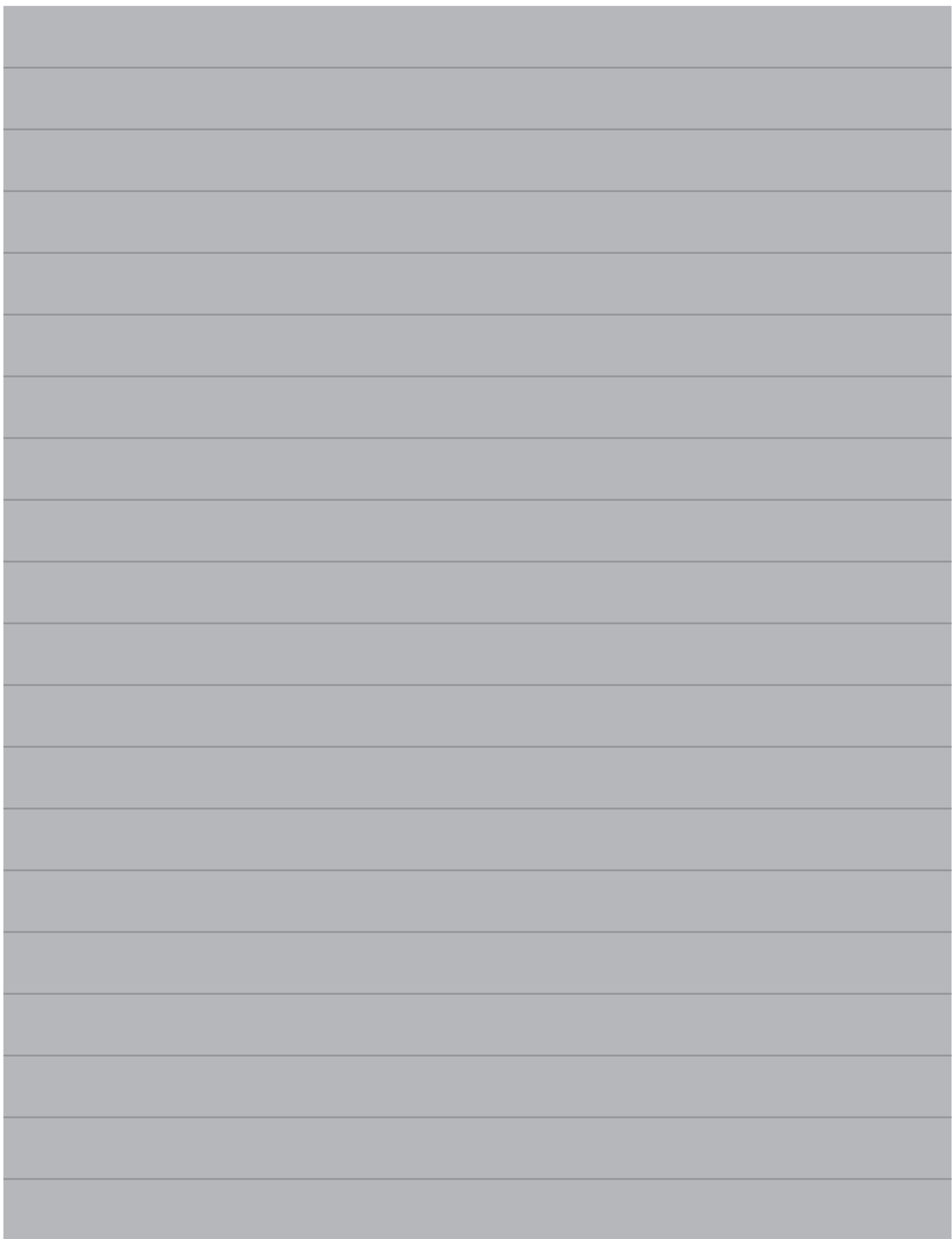
Ensure that each piece of evidence entered on these forms is clearly labelled with the corresponding activity number.

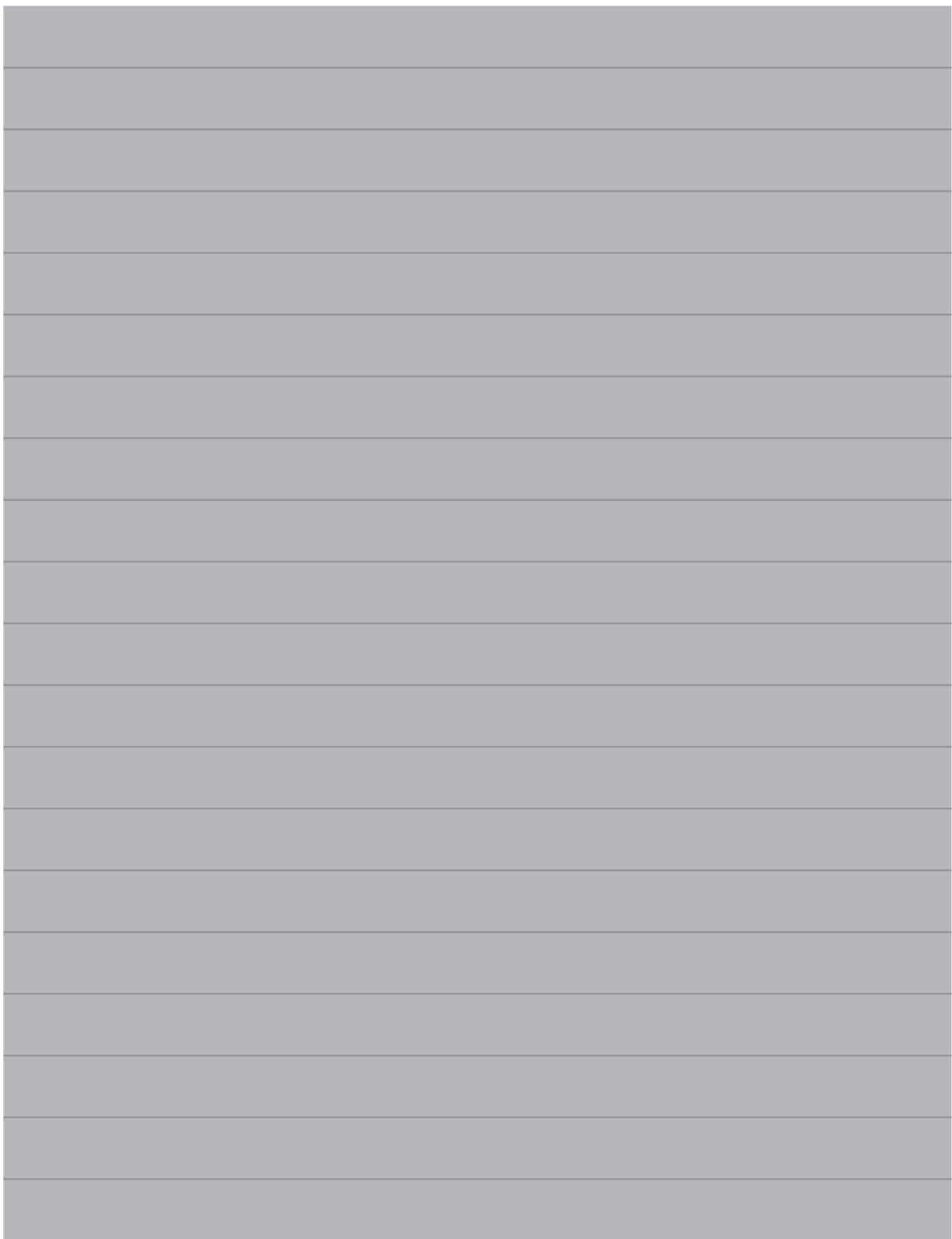
A large, solid grey rectangular area that occupies most of the page below the text. It is intended to be a space for recording evidence, as indicated by the text above it. The area is completely blank and uniform in color.











SFEDI Awards
53 Coniscliffe Road
Darlington
County Durham
DL3 7EH

customerservices@sfeediawards.com
0845 224 5928
@sfeediawards